

# Creating an Art History Presentation and Infographic/stop motion


For this assignment, You and your group will chose one female artist from the worksheet provided for you in class.

- Answer the question, What do you think of feminism?
- Students will provide with reliable research sources
- Create an infographic/stop motion video
- Create an Art history presentation

1. Pick an artist from the “10 female artists sheet”
2. Answer the question of feminism
3. Have their infographic and stop motion film
4. Final Presentation



Mary Cassatt




Adrian Piper



Helen Frankenthaler




Cindy Sherman



Judy Chicago



Georgia O'Keeffe



Frida Kahlo



The Guerilla Girls



Regina Jose Galindo



Yayoi Kusama

# Lesson Plan

## Project title: 10 Female Artists

<b>Artist/Culture/Movement Connections</b>  Frida Kahlo, Georgia O'Keeffe, Yayoi Kusama, Regina Jose Galindo, The Guerilla Girls, Judy Chicago, Mary Cassatt, Adrian Piper, Helen Frankenthaler, Cindy Sherman	<b>Interdisciplinary Connections</b>  Art History, Social justice, equality, culture.
<b>Art Vocabulary:</b>  Feminism, Typography, Composition.	<b>Elements/Principles of Art</b>  Balance, emphasis, unity.
<b>Media and Materials needed:</b>  Sketchbook, pencil, smartphone and/or computer.	

### Interdisciplinary Connections

Students will be presented with the question, What do you think of feminism?

**Begin to answer the Questions:** What is an identity? Why do artists follow or break from established traditions? How do life experiences influence the way you relate to art?

Art History, Social justice, equality, culture.

### Objective/Purpose:


Students will understand the importance of female representation in the art world. Students will learn about female artists from different cultures. Students will be able to do research on the artist and decipher what sources are valid and which aren't, what information is important about an artist and what information is irrelevant. They will be able to design an infographic using an app or a website to create a final project that is balanced, cohesive and provides essential information, and artworks of an artist.

[Lesson plan](#)

# *Art history Presentation*

- Create an Art History Presentation based on a list of female artist.
- Link is provided to have a better understanding of their final presentation

## *Female Artist*



*Frida Kahlo*

*Yayoi Kusama*



[Art History Presentation](#)  
[Example](#)

# *Story about Stop Motion*



<https://vimeo.com/9173975>


# *It's time to play Kahoot!*

Join at [www.kahoot.it](http://www.kahoot.it)  
or with the **Kahoot! app**  
with Game PIN: **789503**



# Worksheet

Students will follow the worksheet to gather information from the selected artist.



Sketch and create a storyboard the group wants to present in class.

Follow the [worksheet instructions](#) to commence the artist research

**10 FEMALE ARTISTS** Name: \_\_\_\_\_  
Date: \_\_\_\_\_

**WHO** is your artist? \_\_\_\_\_

**WHEN** were they born? \_\_\_\_\_

**WHEN** did they die? \_\_\_\_\_

**WHAT** are they known for? \_\_\_\_\_

**WHERE** were they born? \_\_\_\_\_

**WHERE** did they live? \_\_\_\_\_

Write down 5 major events in their life:

1. \_\_\_\_\_
2. \_\_\_\_\_
3. \_\_\_\_\_
4. \_\_\_\_\_
5. \_\_\_\_\_

Name 3 of their most famous works:

1. \_\_\_\_\_
2. \_\_\_\_\_
3. \_\_\_\_\_

What do you admire most about this artist?



Canva

1. You and your group will begin to create an infographic with all the information gathered from the list of female artists.
2. Download the app and sign up for an account
3. Students begin to create their Infographic

The following is a [Step by step instructions](#) in how to use Canva.

## Examples of the final infographics

**Welcome to the weird and wonderful world of Yayoi Kusama.**

Japanese artist called "the princess of polka dots"

**How did she start?**  
She loved draw and painting and although her parents didn't want her to be an artist, she was determined. when her mum tore up her drawings, she made more. Eventually Yayoi Kusama persuaded her parents to let her go to art school and study painting.

**Why dots?**  
when she was a little girl she had a hallucination that scared her. she was in a field of flowers when they all started talking to her. The heads of flowers were like dots that went on as far as she could see, and she felt as if she was disappearing, or as she calls it "self-obliteration" into this field of endless dots.

**Infinity Rooms**  
She creat environment of dots so the public can experience her feelings of self-obliteration. she calls these rooms her "infinity rooms", and creates them by installing hundreds of flashing coloured LED lights into mirrored rooms. The pinpricks of light in the dark room reflect endlessly in the mirrors, making the public feel like an apparently endless space.

**FRIDA KAHLO**

Born on July 26, 1954 Coyoacan, Mexico  
"Feet, what do I need you for when I have wings to fly?"


- 1922 Kahlo entered the National Preparatory School in Mexico City where she studied science and met Diego Rivera for the first time.
- 1925 a bus accident leaves Kahlo with severe injuries, a long time in the hospital where she taught herself to paint. This accident cost her a life time of physical pain and surgeries.
- 1929 Kahlo marries established artist Diego Rivera
- 1930-1933 Kahlo travels to U.S with her husband who received commissions for murals. During her time there, she endured various miscarriages.
- 1938 Kahlo had her first solo show in New York City

**FRIDA KAHLO IS KNOWN FOR HER SELF PORTRAITS AND SURREALIST PAINTINGS**

**What the Water Gave Me**  
1938

**The two Fridas**  
1939


**Self-Portrait with Thorn Necklace and Hummingbird**  
1940



## *Stop Motion Studio*

1. Students will create an infographic on the artist and save it as jpg
2. Screenshots of images to create for stop motion
3. Student used the infographics to create 1-2 mins stop motion animation
4. Export the animation as a movie file

Link on [how to create a stop motion clip](#)



## Examples of stop motion video



[Frida kahlo](#)



[Yayoi Kusama](#)



# Assessment Rubric

## Project Rubric

1. 5-10 pages about the artist
2. Create an infographic on the artist and save it as jpg
3. Screenshots of images to create for stop motion
4. Student used the infographics to create 1-2 mins stop motion animation
5. Export the animation as a movie file
6. Students can follow [the rubric](#) to have a better understanding of the assignment.

## Extra Credit

1. Add sound on iMovie
2. Export it to mov

Name:					Grade:			
10 Female Artists Project					Date Completed:			
Criteria	Excellent (4)		Good (3)		Average (2)		Needs Improvement (1)	
<b>Presentation Skills</b>	Well-rehearsed with a smooth delivery that holds audience attention. Makes excellent use of font, color, graphics, effects, etc. to enhance the presentation.		Rehearsed with fairly smooth delivery that holds audience attention most of the time. Makes good use of font, color, graphics, effects, etc. to enhance the presentation		Delivery not smooth, but able to maintain the interest of the audience most of the time. Makes use of font, color, graphics, effects, etc. but occasionally these detract from the presentation content		Delivery not smooth and audience attention often lost. Use of font, color, graphics, effects etc. but these often distract from the presentation content.	
<b>Content Knowledge of the Artist</b>	Exceptional knowledge of artists, their lives and work. Accurately describes several dominant elements or principles used by the artist and accurately relates how they are used by the artist to reinforce the theme, meaning, mood, or feeling of the artwork.		Show good knowledge of artists, their lives and work. Accurately describes a couple of dominant elements and principles used by the artist and accurately relates how these are used by the artist to reinforce the theme, meaning, mood, or feeling of the artwork.		Rarely show knowledge of artists their lives and work. Describes some dominant elements and principles used by the artist, but has difficulty describing how these relate to the meaning or feeling of the artwork.		Don't care about artists, their lives or their work. Has trouble picking out the dominant elements.	
<b>Creativity &amp; Originality</b>	Looks really good in design, layout, and neatness. Evidence of Project beautifully and carefully made.		Looks good in design, layout, and neatness. The project finished with most details, minor flaws present		Is acceptably attractive though it may be a bit messy.		Is messy or poorly designed. Seems time was not taken to complete it.	
<b>Understanding, achievement, &amp; Completion</b>	Exceptional understanding of project requirements. Assignment followed, and work is all complete and consistent.		Good understanding of project requirements. Assignment followed, and work is mostly complete and consistent.		Minimal understanding of project requirements. Assignment generally followed, but work is incomplete or inconsistent.		Lack of understanding of project requirements. Assignment not followed, and work is incomplete or inconsistent.	
<b>Grade:</b>	Student:	Teacher:	Student:	Teacher:	Student:	Teacher:	Student:	Teacher:
Student Grade: _____ /16 points =					Teacher Grade: _____ /16 points =			

# References

“Frida Kahlo and Her Paintings.” *Henri Matisse*, 2011, <https://www.fridakahlo.org/>.

Tattly, and Shovava. “Art History: The Stories and Symbolism Behind 5 of Frida Kahlo's Most Well-Known Paintings.” *My Modern Met*, 7 Sept. 2019, <https://mymodernmet.com/frida-kahlo-paintings/>.

Tate. “Who Is Yayoi Kusama? – Who Are They?” *Tate Kids*, <https://www.tate.org.uk/kids/explore/who-is/who-yayoi-kusama>.

“Yayoi Kusama: Infinity Mirrors.” *The Broad*, <https://www.thebroad.org/art/special-exhibitions/yayoi-kusama-infinity-mirrors>.

Zelazko, Alicja. “Frida Kahlo.” <https://www.britannica.com/biography/Frida-Kahlo>

